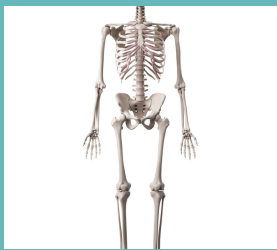


# TROUBLESHOOTING CHEAT SHEET



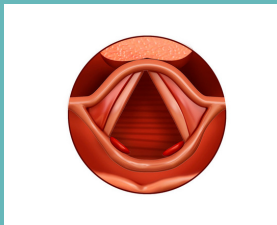
## Listen

Take in the style and consider what the expectations are of that style. Think about the Impact of room acoustics and/or audio tech.



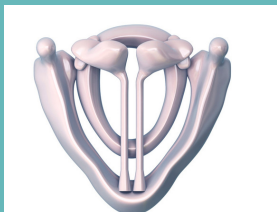
## Check the Structure

Tensegrity, weight distribution, scan down from AO (cervical, thoracic, lumbar, pelvis, knees, ankles, feet)



## Registration

Chest, Chesty-mix, Heady-mix, Heady



## Transglottal Flow

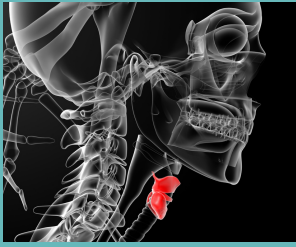
Breathy, Pressed, Balanced



## Respiratory System

Scan the expansion, initiation of phonation, abdominal engagement, balance of active and passive force, metering.

# TROUBLESHOOTING CHEAT SHEET



## Vocal Tract

What's happening in the backroom (timbre)?  
Frontroom (vowel quality)?



## Backroom

Laryngeal height, pharyngeal space, soft palate,  
posterior of the tongue




## Frontroom

Tongue narrowing? Tongue retraction? Tongue  
depression? Tongue agility? Jaw opening and  
lip position.



## Think it through

What are you hearing? What is causing it sound  
that way? What could you do? What's the best  
option to start with?



## Introduce the Opposite then Neutralize